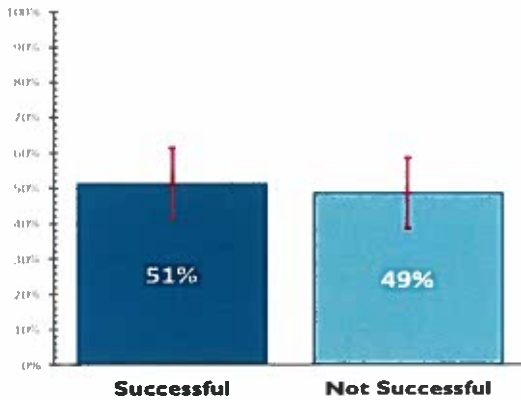


General Education Assessment, Fall 2016, Palo Alto College

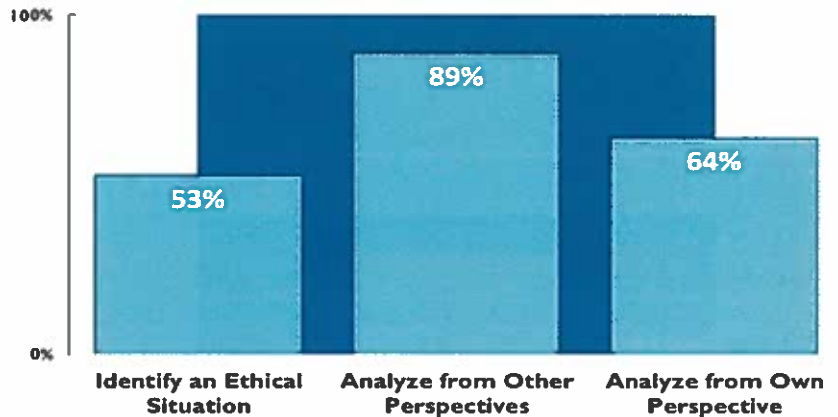
Personal Responsibility

- n = 74 Student Artifacts
- Successful = an artifact scoring 3 or 4 in all rubric criteria, Target = 70% of artifacts will score 3 or 4 in all criteria
- Of the 49% Not Successful, it was important to look at the criterion in which they were unsuccessful.

% Successful in All Criteria vs. Not Successful in One or More Criterion
(Personal Responsibility, 2016-17)



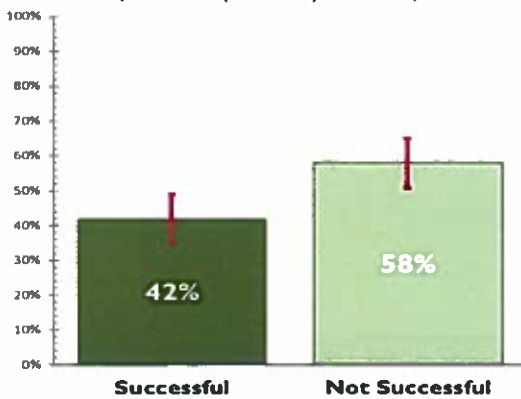
Unsuccessful Performance by Rubric Criterion
(Personal Responsibility, 2016-17)



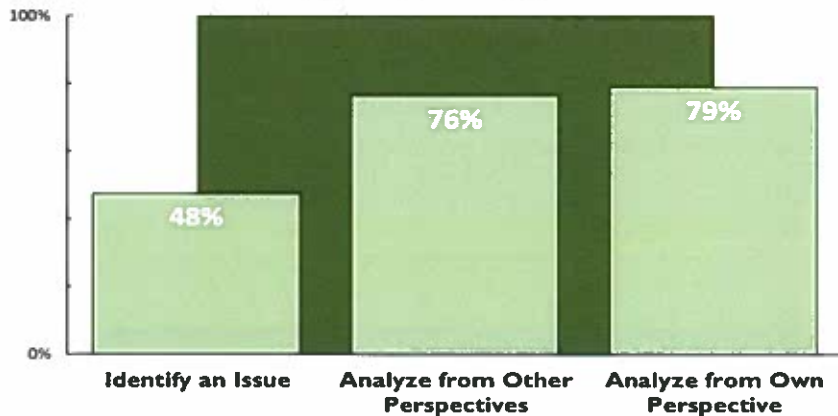
Social Responsibility

- n = 138 Student Artifacts
- Successful = an artifact scoring 3 or 4 in all rubric criteria, Target = 70% of artifacts will score 3 or 4 in all criteria

% Successful in All Criteria vs. Not Successful in One or More Criterion
(Social Responsibility, 2016-17)



Unsuccessful Performance by Rubric Criterion
(Social Responsibility, 2016-17)



Longitudinal Results by Rubric Criteria

Outcomes / Criteria	Spring 2011 (n = 62)	Fall 2013 (n = 63)	Fall 2016 (n = 74)
	(n = 49)	(n = 62)	(n = 138)
Personal Responsibility	% achieving 2 or 3	% achieving 3 or 4	% achieving 3 or 4
Social Responsibility			
Identify a situation requiring an ethical decision	77%	78%	74%
Identify an intercultural, social or aesthetic issue	77%	72%	72%
Analyze from Other Perspectives	75%	70%	57%
	74%	76%	55%
Analyze from Own Perspective	74%	71%	69%
	75%	65%	52%

Provide feedback on these results: <https://www.surveymonkey.com/r/2016GenEd>

